


How To Identify True Swords To Buy: A Comprehensive Guide

In the realm of collecting, few objects evoke as much awe and fascination as swords. Whether you're a history buff, a martial arts enthusiast, or simply appreciate fine craftsmanship, owning a genuine sword can be a thrilling and rewarding experience. However, navigating the world of swords can be a daunting task, especially for novice collectors. With countless reproductions and counterfeits flooding the market, it's essential to know how to identify true swords to avoid costly mistakes and ensure that your investment is worthwhile.



SWORDS A BEGINNERS GUIDE TO SWORD BUYING: HOW TO IDENTIFY TRUE SWORDS TO BUY by Chris Lynch

★★★★★ 5 out of 5

Language	: English
File size	: 300 KB
Text-to-Speech	: Enabled
Screen Reader	: Supported
Enhanced typesetting	: Enabled
Word Wise	: Enabled
Print length	: 14 pages
Lending	: Enabled



Chapter 1: Understanding the Anatomy of a Sword

Before delving into the intricacies of sword identification, it's crucial to understand the basic anatomy of a sword. A typical sword consists of the following components:

- **Blade:** The main cutting or thrusting element of the sword, typically made from high-carbon steel or other durable materials.
- **Tang:** The hidden portion of the blade that extends into the handle, providing strength and rigidity.
- **Handle (also known as "hilt"):** The grippable part of the sword, usually made from wood, bone, or metal.
- **Guard (also known as "crossguard"):** A protective element that separates the blade from the handle, preventing the wielder's hand from sliding onto the blade.
- **Pommel (or "knave"):** A weighted endpiece at the base of the handle, which balances the sword and helps with control.

Chapter 2: Identifying True Swords: Key Features and Characteristics

Examining the following key features will help you differentiate between true swords and reproductions or counterfeits:

Sharpness

True swords are intended for combat or cutting purposes. As such, they possess a sharp edge capable of cutting through various materials.

Reproductions or decorative pieces, on the other hand, often have blunt or dulled edges for safety reasons.

Weight and Balance

Genuine swords are designed to be both sturdy and well-balanced, allowing for effective handling and control. They should have a substantial weight and a balanced feel when held.

Materials and Craftsmanship

True swords are meticulously crafted using high-quality materials, such as high-carbon steel or tempered steel. The blade should exhibit a consistent pattern or texture, indicating proper forging and tempering techniques. Inferior materials or poor craftsmanship may indicate a reproduction or counterfeit.

Historical Accuracy

If the sword is intended to replicate a specific historical period or style, it should adhere to the design and construction methods of that era. For example, a medieval longsword should have a blade shape, guard design, and handle type that are consistent with swords from that period.

Chapter 3: Common Pitfalls to Avoid

Be wary of the following common pitfalls when purchasing a sword:

Cheap Prices

Genuine swords are typically crafted by skilled artisans and made from high-quality materials. As such, they often come with a higher price tag. If a sword seems too good to be true, it probably is.

Suspicious Sellers

Avoid purchasing swords from questionable sources or individuals who lack proper credentials or reputation. Legitimate sword dealers will provide detailed information about the sword's origin, materials, and historical significance.

Mass-Produced Copies

Beware of mass-produced copies that are designed to mimic the appearance of true swords but lack the quality and craftsmanship. These copies may be made from inferior materials and may not hold up to rigorous use or display.

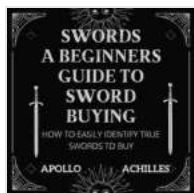
Chapter 4: The Value of Professional Expertise

If you're serious about owning a genuine sword, consider consulting a qualified sword expert or appraiser. They can examine the sword in person, provide a detailed assessment of its authenticity, value, and historical significance, and guide you in making an informed Free Download.

Chapter 5: Preserving and Displaying Your Sword

Once you've Free Downloaded a true sword, it's important to take proper care of it to preserve its beauty and value. Store your sword in a dry, humidity-controlled environment, and regularly oil and clean the blade to prevent rust and corrosion. Display your sword in a secure and climate-controlled location, avoiding direct sunlight or extreme temperatures.

Purchasing a true sword can be an enriching and rewarding experience. By understanding the key features and characteristics of authentic swords, avoiding common pitfalls, and seeking professional guidance when necessary, you can confidently identify and invest in a piece of history that will bring you joy and appreciation for generations to come.



SWORDS A BEGINNERS GUIDE TO SWORD BUYING: HOW TO IDENTIFY TRUE SWORDS TO BUY by Chris Lynch

★★★★★ 5 out of 5

Language : English


File size : 300 KB

Text-to-Speech : Enabled

Screen Reader : Supported
Enhanced typesetting: Enabled
Word Wise : Enabled
Print length : 14 pages
Lending : Enabled


FREE

DOWNLOAD E-BOOK



Literary Cabins: A Glimpse into the Creative Havens of Iconic Authors

Unveiling the secrets of literary creation, 'Literary Cabins: Creative Hideaways and Favorite Writing Spaces of Iconic Authors' offers a tantalizing glimpse into the private...



Embark on an Extraordinary Journey with Anh Do's "Extra Weird Weirdo"

Dive into the Hilarious, Heartfelt, and Utterly Bizarre World of the Acclaimed Comedian and Author Prepare yourself for a literary adventure like no other as Anh Do, the...